

How to CONNECT TO YOUR CHILD'S Schoology ACCOUNT

STEP
ONE

Go to: petoskeyschools.schoology.com and you will see the screen below. Enter your email address and press NEXT. Then it will prompt you to enter your email account password.

Sign in
to continue to [Schoology Integration](#)

Email or phone

[Forgot email?](#)

To continue, Google will share your name, email address, language preference, and profile picture with Schoology Integration. Before using this app, you can review Schoology Integration's [privacy policy](#) and [terms of service](#).

[Create account](#) [Next](#)

STEP
TWO

There will be a message indicating that the email address you are attempting to sign in with is not associated with Petoskey Public Schools. At that time, click the grey "Sign Up" button in the upper right-hand corner.

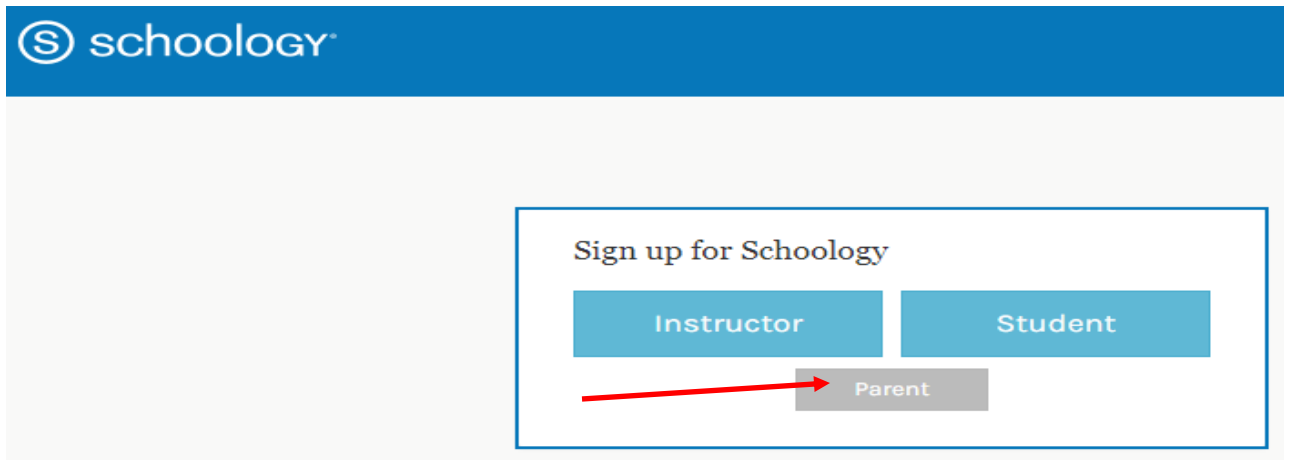
schoology [Log In](#) [Sign Up](#)

Log In

The Google account through which you are trying to sign in () is not associated with Petoskey Public Schools. Please make sure that you are signing in with the right email address. x

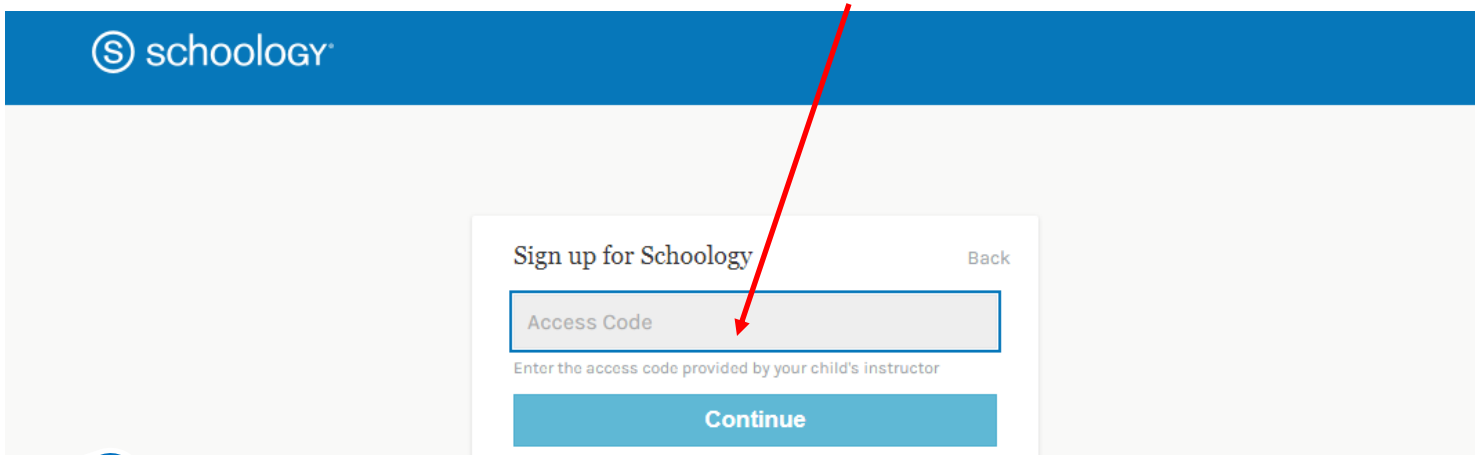
STEP THREE

On the next screen, select "Parent."



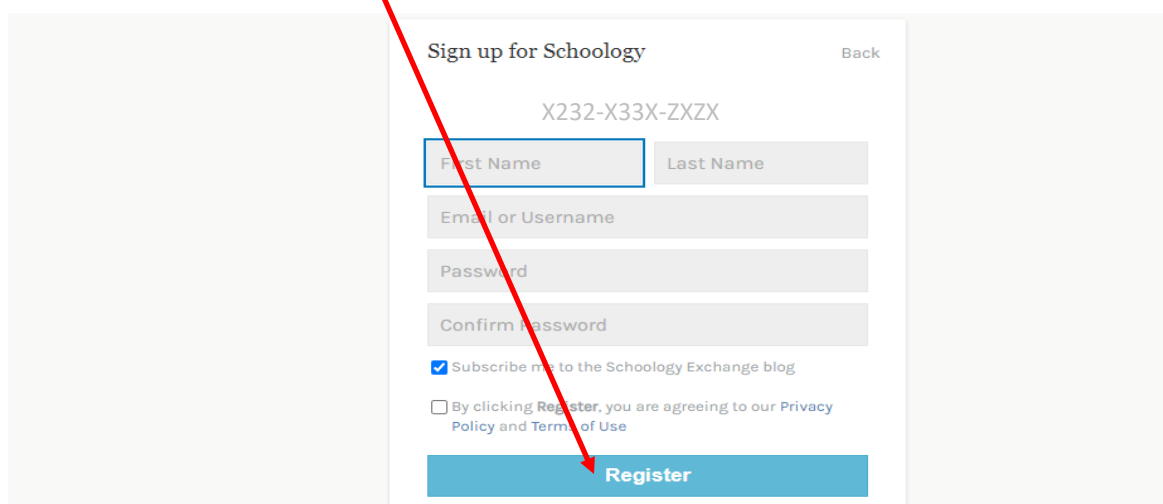
STEP FOUR

The next screen will ask for your access code. This is the code that your child's homeroom teacher emailed to you. Copy and paste it from the email into the box.



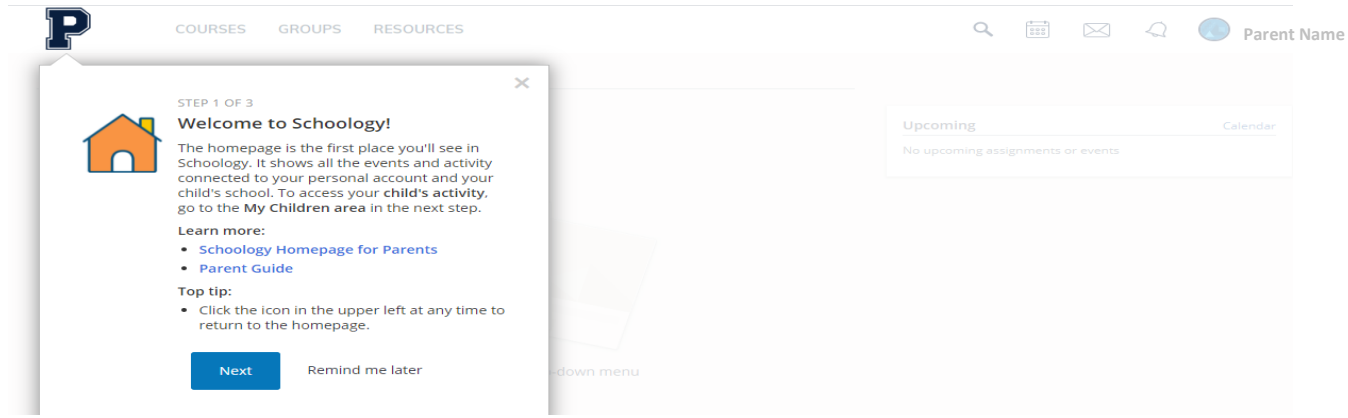
STEP FIVE

The last step in creating your account is typing in your name, your email address and creating a password. You can un-click the "Subscribe to Schoolology Exchange blog" if you'd like, but you have to click on the bottom box and then click on the turquoise "Register" button.



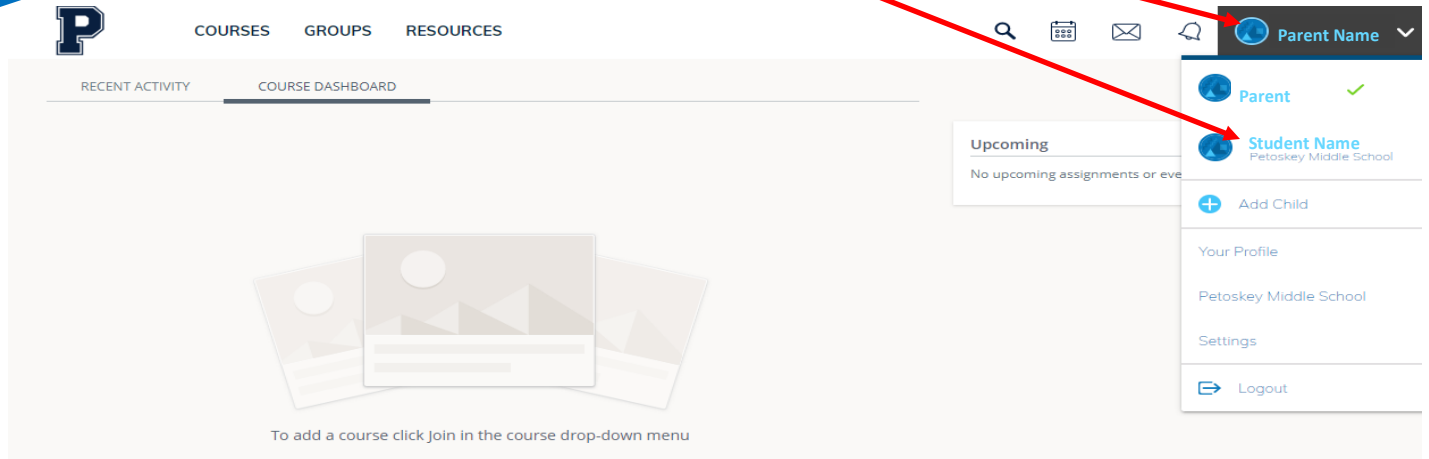
STEP SIX

Once you are "in," this is what your screen will look like.



STEP SEVEN

If you click on the blue circle in the top right corner, there will be a drop-down menu and you can select your child's name. Then you will be able to view your child's Schoology page.



STEP EIGHT

You will be able to click on each class and access weekly agendas, view assigned work, class resources, teacher contact information and the daily class schedule. You will not, however, be able to access your child's in-progress or completed assignments.

